

## Academic Cooperation and mobility Between the Caribbean and Europe: Challenges and Opportunities

Matteo Sgarzi  
AlmaLaurea Interuniversity Consortium

Port of Spain, 29<sup>th</sup> November 2011

 ALMA LAUREA

[www.almalaurea.net](http://www.almalaurea.net)

### AlmaLaurea's Mission

*AlmaLaurea (AL) in Italy has the following main goals:*

- to provide national/local governments and member universities with the **most reliable and up-to-date information** on the evolution of graduates' academic careers
- to **foster graduates' employability** tracing **their working achievements** and promoting their access to successful careers

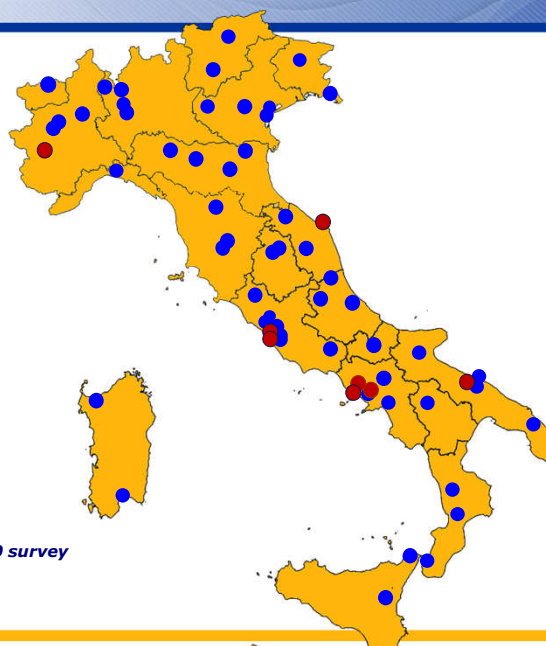
 ALMA LAUREA

## Birth and Evolution of AlmaLaurea

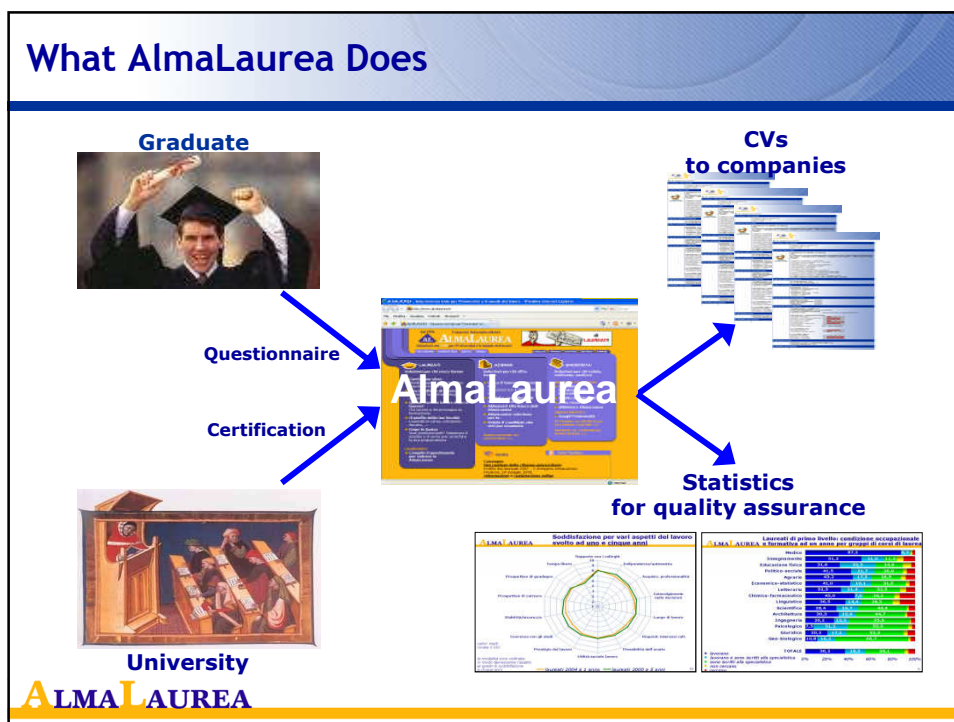
- 1988 foreign graduates survey in the occasion of the 900th founding anniversary of the **University of Bologna** and **Magna Charta Universitatum** signature
- 1993 establishment of the **Statistical Observatory at the University of Bologna**
- 1994 Birth of the AlmaLaurea Project
- 1995 crossing of regional borders and mission assigned by the **Italian Ministry of University and Research** and **Italian Rectors Conference** to coordinate national information system
- 1996 availability of AL services on the Internet
- 2001 establishment of the **AL Inter-University Consortium** as non profit entity
- 2011 **64 member universities**, **77%** of Italian graduates each year, **1,500,000** graduates CVs, all services translated in English, **3,500,000** CVs sold to firms since 1996

**ALMA LAUREA**

## ALMA LAUREA Member Universities



**ALMA LAUREA**



## The CaribErasmus Survey: Perceptions of Caribbean Students about Europe

- involved stakeholders:
  - Students
  - researchers
- Type questionnaire : open questionnaire (without reference population)
- Data collection method: **Internet Survey (CAWI)**
- The number of questions: about 30 each (7-10min.)
- Open questions (15%), closed questions (85%)
- Starting date: April 26<sup>th</sup>, 2011
- Ending date : June 31<sup>st</sup>, 2011
  - (closing date extended until July 31<sup>st</sup>)

## The CARIBEARSMUS survey

### Target population:

- HE students (Bachelors and Master programmes, single cycle courses)
- Researchers (PhDs, post-doc, lecturers, teaching assistance staff, tutors)

### Questionnaire contents:

- Perception of Europe
- Perception of European Higher Education
- Mobility perspectives
- General information (age, gender, highest education qualification, Study domain, etc.)
- Social Background

## The Caribbean Students and Researchers Surveys first results

## Respondents main features

Number of Respondents	Students	Researchers
	412	175

Gender*	Students		Researchers	
	N	%	N	%
Female	246	59,7	84	48,0
Male	165	40,0	87	49,7

\*1 answer among students and 4 answers among researchers are missing

## Respondents main features

Degree programme level	Students	
	N	%
Undergraduate	282	68,4
Postgraduate	130	31,6

Current Academic Position	Researchers	
	N	%
Junior researchers	11	6,3
Senior researcher or Research Manager	15	8,6
Lecturer/Assistant/Associate Professor	64	36,6
Full professor	50	28,6
Other	34	19,4
Not responding	1	0,6

## The Student Survey Some result

**ALMA LAUREA**

### Respondents main features

Country of residence	N	%
Jamaica	190	46,1
Dominican Republic	115	27,9
Trinidad & T.	99	14,3
Cuba	11	2,7
Other*	37	9,0

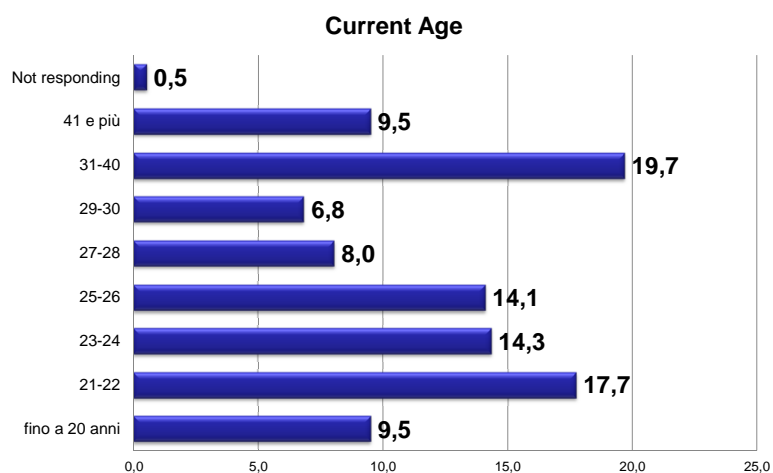
Type of University	N	%
Public	226	54,9
Private	180	43,1
Don't know	6	1,4

**ALMA LAUREA**

\* 11 different countries

Source: CaribErasmus/AlmaLaurea

## Respondents main features

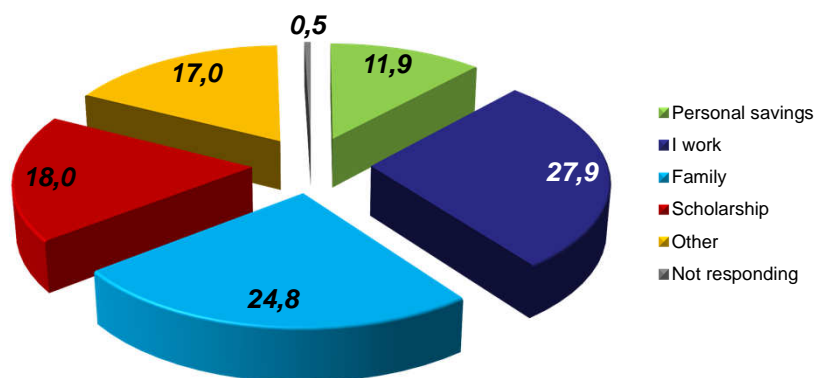


## Respondents main features

Field of Study	N	%
Business and Administration	95	23,1
Social and behavioural sciences, social science	53	12,9
Engineering, technology, transport	49	11,9
Computing	45	10,9
Humanities	29	7,0
Teacher training and education science	23	5,6
Medicine/Medical Science	20	4,9
Other	98	23,8

## Respondents main features

### Sources of financing support



## Respondents main features

Job Conditions during studies	N	%
No, never	68	16,5
Yes, seasonal or occasional job(s)	89	21,6
Yes, part-time job(s)	84	20,4
Yes, full-time job(s) but for less than half the duration of my university studies	37	9,0
Yes, full-time job(s) for more than half the duration of my university studies	132	32,0
Not responding	2	0,5

Job consistency with studies	N	%
Yes	201	58,4
No	142	41,3
Not responding	1	0,3



## Parents Education level

	None or primary	Secondary education	University degree	Don't know or not applicable	Not responding	Total
<b>Mother</b>						
<b>Father</b>						
None or primary education	64	22	10	1	0	97
Secondary education	19	91	40	4	0	154
University degree	6	30	77	2	0	115
Don't know or not applicable	8	16	10	10	0	44
Not responding	0	0	1	0	1	2
<b>Total</b>	<b>97</b>	<b>159</b>	<b>138</b>	<b>17</b>	<b>1</b>	<b>412</b>

At least one parent with University degree: 176 (42,7%)

Both Parents with University degree: 77 (18,7%)

## Respondents main features

Good knowledge of foreign languages	N	%
English	385	93,4
Spanish	209	50,7
French	55	13,3
German	4	1,0
Dutch	3	0,7
Other	15	3,6

## During your university studies have you ever spent a period of study abroad\*?

	Undergraduate		Postgraduate		Total	
	N	%	N	%	N	%
No, never	251	89,0	101	77,7	352	85,4
Yes, but with no credit recognition for my degree	20	7,1	12	9,2	32	7,8
Yes, and with credit recognition for my degree	11	3,9	17	13,1	28	6,8
Total	282	100	130	100	412	100

\* at least three weeks outside of the Caribbean area

## Respondents main features

Willingness to undertake postgraduate studies abroad	N	%
Absolutely	259	62,9
Perhaps	137	33,3
No	16	3,9

Why do you consider undertake postgraduate studies abroad?	N	%
It is more prestigious	14	3,5
It would create better job opportunities	85	21,5
It would provide a degree with international recognition	117	29,5
It would allow me to expand my knowledge	132	33,3
It would allow me to enroll in a degree programme that is not offered in my country	48	12,1

### In which regions would you prefer to enroll in a postgraduate programme?\*

	Dominican Republic		Jamaica		Trinidad and Tobago	
	v.a.	%	v.a.	%	v.a.	%
United States	26	22,8	73	40,8	13	22,8
United Kingdom	22	19,3	73	40,8	30	52,6
Continental Europe	62	54,4	24	13,4	9	15,8
Caribbean	0	0,0	1	0,6	1	1,8
Latin America	4	3,5	1	0,6		
Asia			2	1,1		
Australia or New Zealand			5	2,8	4	7,0
TOTAL	114	100	179	100	57	100

**ALMA LAUREA** \* First Choice

### In which of the following countries would you prefer to enroll in a postgraduate programme?\*

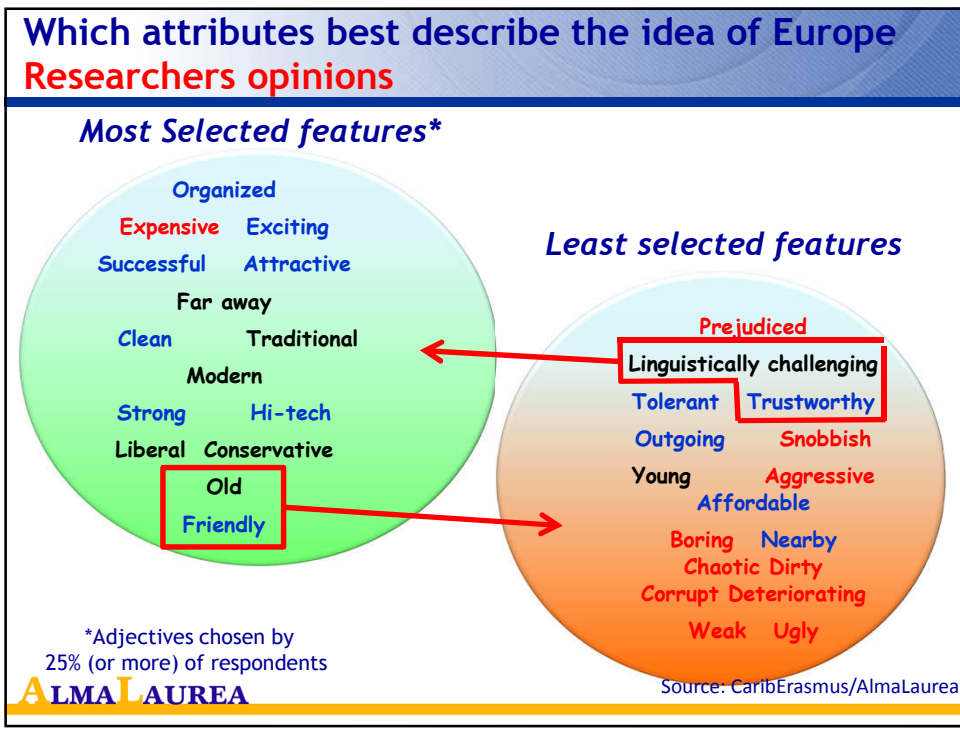
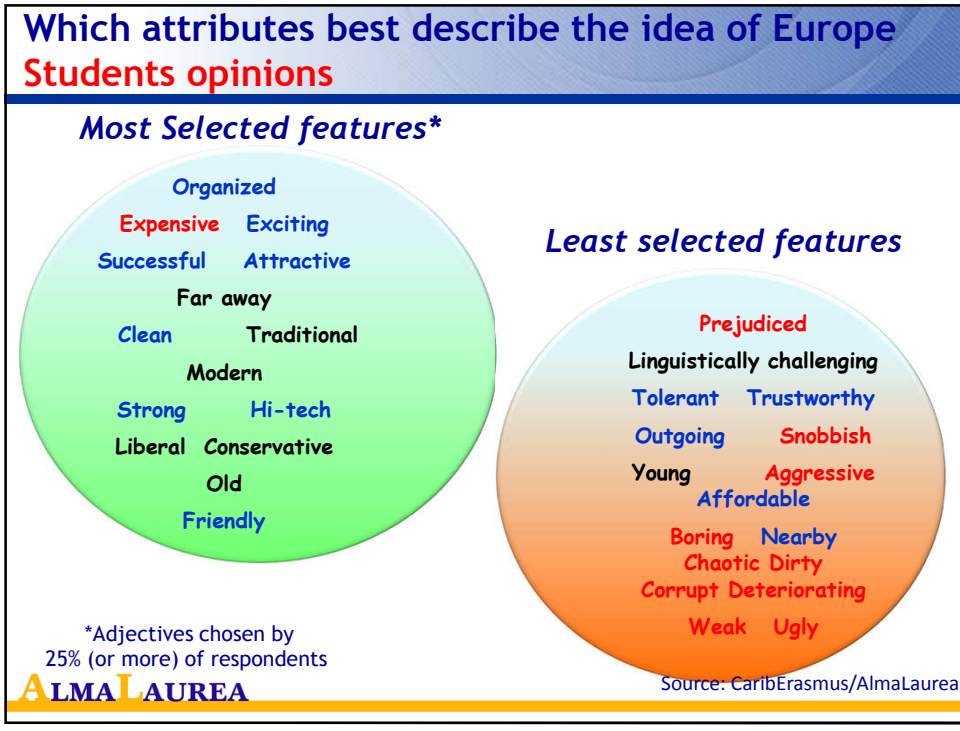
	Dominican Republic		Jamaica		Trinidad and Tobago	
	N	%	N	%	N	%
France	56	63,6	36	66,7	13	56,5
Germany	42	47,7	29	53,7	16	69,6
Italy	45	51,1	26	48,1	8	34,8
Spain	82	93,2	24	44,4	10	43

Other countries of preference : Netherlands and Sweden

\* Asked to those who indicated continental Europe as region where they would enroll .  
Multiple choices (up to 5)

**ALMA LAUREA**

Source: CaribErasmus/AlmaLaurea



## The Researchers Survey first results

**ALMA LAUREA**

### Respondents main features

Country in which is the current work	N	%
Dominican Republic	107	61,1
Jamaica	47	26,9
Cuba	10	5,7
Belize	2	1,1
Trinidad and Tobago	2	1,1
Others	7	4

Type of University	N	%
Private	101	57,7
Public	58	33,1
Other	14	8,0
Not responding	2	1,1

**ALMA LAUREA** \* 11 different countries

Source: CaribErasmus/AlmaLaurea

## Respondents main features

Field of Specialisation	N	%
Business and administration	26	14,9
Computing	19	10,9
Social and behavioural science, social services	18	10,3
Humanities	17	9,7
Engineering, technology, transport	15	8,6
Health sciences	14	8,0
Mathematics and statistics	10	5,7
Physical sciences	9	5,1
Architecture and constructions	8	4,6
Life sciences	8	4,6
Teacher training and education science	7	4,0
Others	24	13,7

## Respondents main features

Good knowledge of foreign languages	N	%
English	139	79,4
Spanish	131	74,9
French	34	19,4
Dutch	2	1,1
German	6	3,4
Other	21	12,0

## Cooperation with foreign universities

Cooperation agreements with foreign universities	N	%
Yes	108	61,7
No	63	36,0
Not responding	4	2,3

How much useful are these agreements	N	%
Very useful	46	42,6
Useful	41	38,0
Not useful	21	19,4

## Cooperation with foreign universities

Which of the following could most improve international collaboration?	N	%
Physical mobility of students to/from a foreign university	25	14,3
Physical mobility of academics to/from a foreign university	66	37,7
Virtual mobility of students to/from a foreign university	11	6,3
Virtual mobility of academics to/from a foreign university	22	12,6
Jointly awarded degrees between my university and other universities	44	25,1
Opening of foreign university branches and offshore campuses in my country	6	3,4
Not responding	1	0,6

## Cooperation with European universities

98,3% of respondents **would participate at an international research programme**

98,9% of respondents stated as Excellent/positive the impact of **implementation of joint curricula** with European universities local research

94,3% of respondents stated as Excellent/positive the impact of **implementation of joint research programmes** with European universities

For how long would you be willing to participate in a research programme?	N	%
For up to 3 months	30	17,4
3-6 months	23	13,4
6-12 months	38	22,1
12-18 months	15	8,7
18-24 months	17	9,9
2-5 years	30	17,4
More than 5 years	19	11,0

## In which regions would you prefer to participate in a research programme?\*

	Dominican Republic		Jamaica	
	v.a.	%	v.a.	%
The country in which I currently work	17	16,2	3	6,4
United States and Canada	18	17,1	15	31,9
United Kingdom	9	8,6	15	31,9
Continental Europe	38	36,2	11	23,4
Other Caribbean country	7	6,7	1	2,1
Latin America	15	14,3	2	4,3
Asia		0,0		0,0
Australia or New Zealand	1	1,0		0,0
Total	105	100,0	47	100,0



### In which of the following countries would you consider participating in a research programme?\*

	Dominican Republic		Jamaica	
	N	%	N	%
Spain	60	92,3	10	45,5
Italy	36	55,4	12	54,5
France	30	46,2	11	50,0
Germany	17	26,2	14	63,6
Portugal	15	23,1	3	13,6
Sweden	13	20,0	12	54,5
Netherlands	12	18,5	12	54,5
Belgium	10	15,4	7	31,8

\* Multiple choices (up to 5)

### Respondents main features

What is the marital status?	N	%
Single	43	24,6
Cohabitation with life partner / Married	121	69,1
Separated / Divorced / Widowed	10	5,7
Not responding	1	0,6

How many relatives are financially dependent?	N	%
Only myself	46	26,3
One person, besides myself	31	17,7
Two persons, besides myself	39	22,3
Three persons, besides myself	40	22,9
Four or more persons, besides myself	16	9,1
Not responding	3	1,7

## Parents Education level

Father	Mother					Total
	None or primary	Secondary education	University degree	Don't know or not applicable	Not responding	
None or primary education	36	6	6	0	0	48
Secondary education	10	36	11	0	1	58
University degree	5	18	34	0	0	57
Don't know or not applicable	2	3	2	3	0	10
Not responding	0	1	0	0	1	2
<b>Total</b>	<b>53</b>	<b>64</b>	<b>53</b>	<b>3</b>	<b>2</b>	<b>175</b>

At least one parent with University degree: 76 (43,4%)

Both Parents with University degree: 34 (19,4%)

**ALMA LAUREA**

Source: CaribErasmus/AlmaLaurea

**Thank You !**

Matteo Sgarzi  
International Reations and Projects  
Consorcio Interuniversitario AlmaLaurea  
matteo.sgarzi@almalaurea.it

**ALMA LAUREA**